

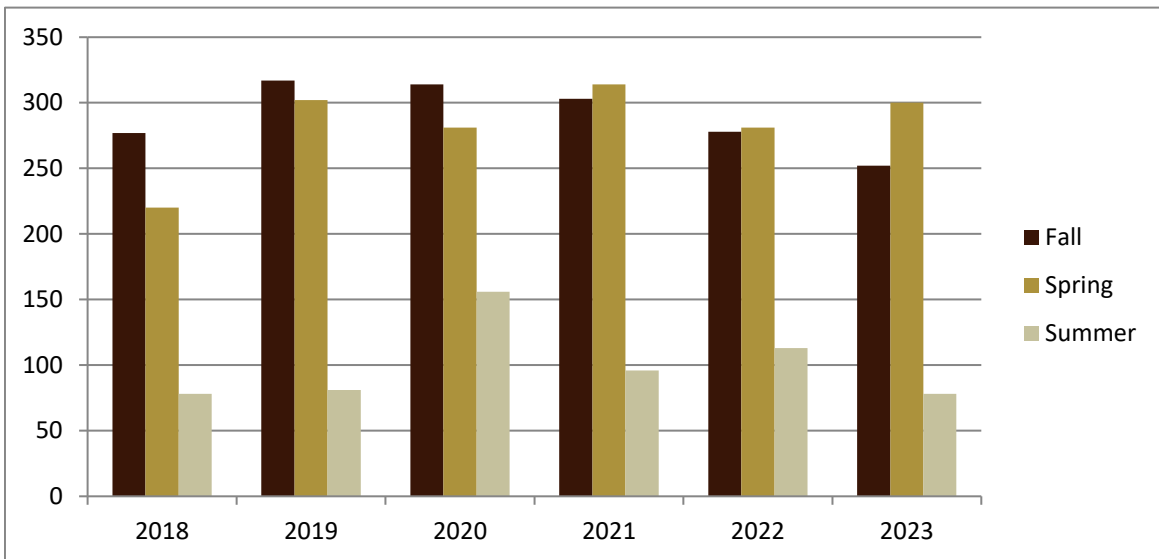
# SMSU Special Education Program

## Course Data

Academic Years 2018 to 2023



Enrolled by Term						
	2018	2019	2020	2021	2022	2023
Fall	277	317	314	303	278	252
Spring	220	302	281	314	281	300
Summer	78	81	156	96	113	78
<b>Grand Total</b>	<b>575</b>	<b>700</b>	<b>751</b>	<b>713</b>	<b>672</b>	<b>630</b>



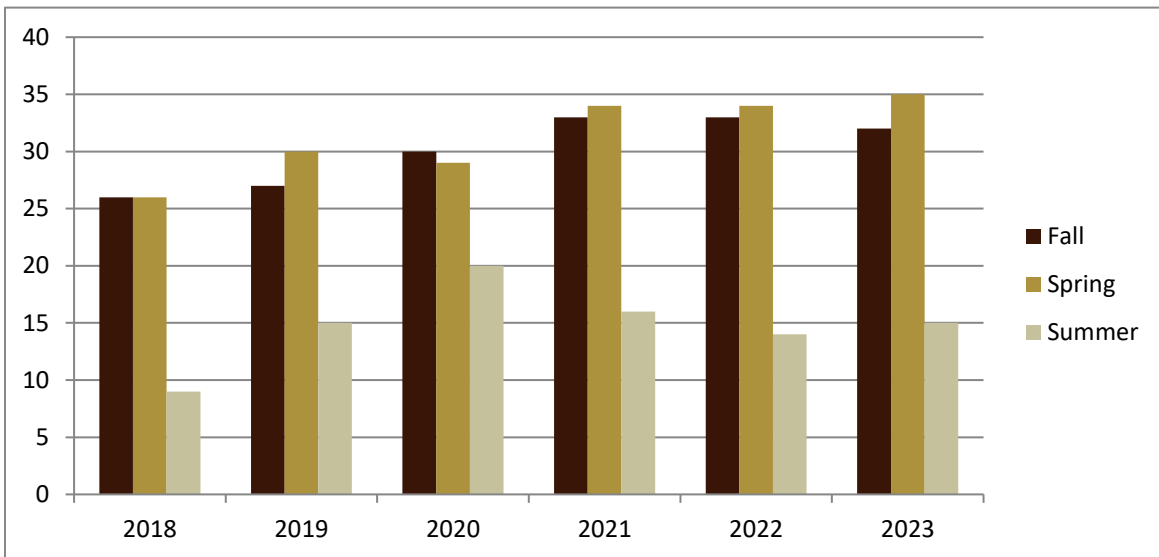
# SMSU Special Education Program

## Course Data

Academic Years 2018 to 2023



Courses by Term						
	2018	2019	2020	2021	2022	2023
Fall	26	27	30	33	33	32
Spring	26	30	29	34	34	35
Summer	9	15	20	16	14	15
<b>Grand Total</b>	<b>61</b>	<b>72</b>	<b>79</b>	<b>83</b>	<b>81</b>	<b>82</b>



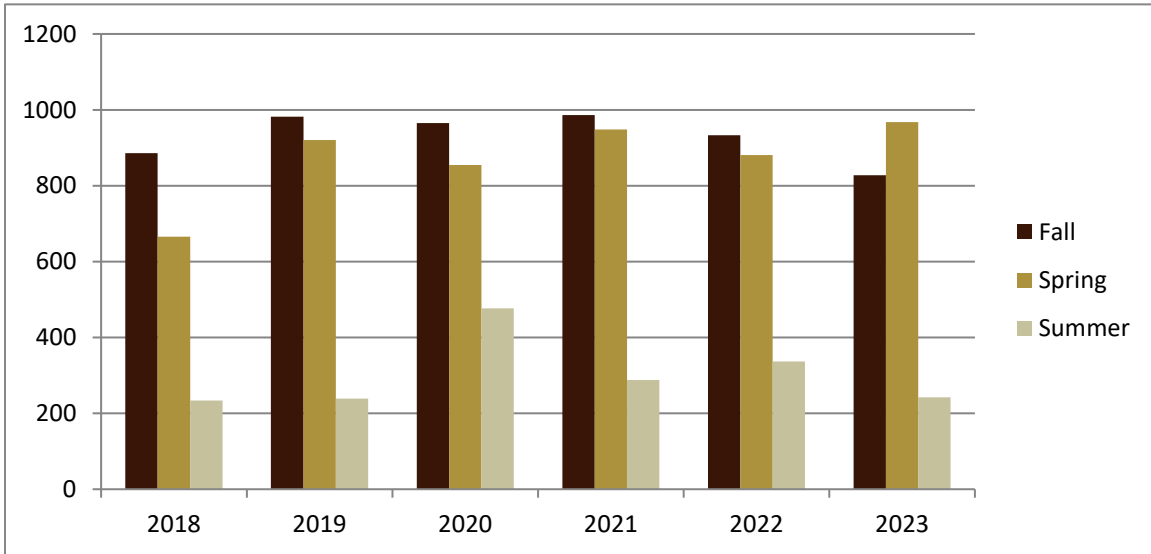
# SMSU Special Education Program

## Course Data

Academic Years 2018 to 2023



Credit Hours by Term						
	2018	2019	2020	2021	2022	2023
Fall	886	982	965	986	933	828
Spring	666	920	855	948	881	968
Summer	234	239	477	288	337	242
<b>Grand Total</b>	<b>1,786</b>	<b>2,141</b>	<b>2,297</b>	<b>2,222</b>	<b>2,151</b>	<b>2,038</b>



# SMSU Special Education Program

## Course Data

Academic Years 2018 to 2023



Credit Hours by Level						
	2018	2019	2020	2021	2022	2023
2-Lower 2	352	459	398	431	408	508
3-Upper 3	11	13	20			
4-Upper 4	1,139	1,287	1,201	1,249	1,155	1,125
<b>Grand Total</b>	<b>1,502</b>	<b>1,759</b>	<b>1,619</b>	<b>1,680</b>	<b>1,563</b>	<b>1,633</b>

